



Double-hinged Cabinet

A dark grey cabinet handle with a blue chevron graphic pointing right. The handle features the InBERG logo in white and blue, and a silver circular push-button.

InBERG

A dark grey cabinet handle with a blue chevron graphic pointing left. The handle features the InBERG logo in white and blue, and a silver circular push-button.

InBERG



Our Innovation
Your
Exceptional Performance



Double-hinged Cabinet

InBERG provides the best cable management solutions in data center. Cabinet is one of core products in our product portfolio. With the extremely high demand of cables in nowadays telecommunications and enterprise networks, InBERG developed an innovative solution, which helps the operations to manage the thousands of cables inside the structured cabling systems.

The Double-hinged doors and cable chambers allow the huge demand of copper and fiber patch cords to run through the system in a good manner and enhance the flexibility during operation. The accessories inside this innovative solution help the system to perform more effectively.



Double-hinged Cabinets and Cable Chamber

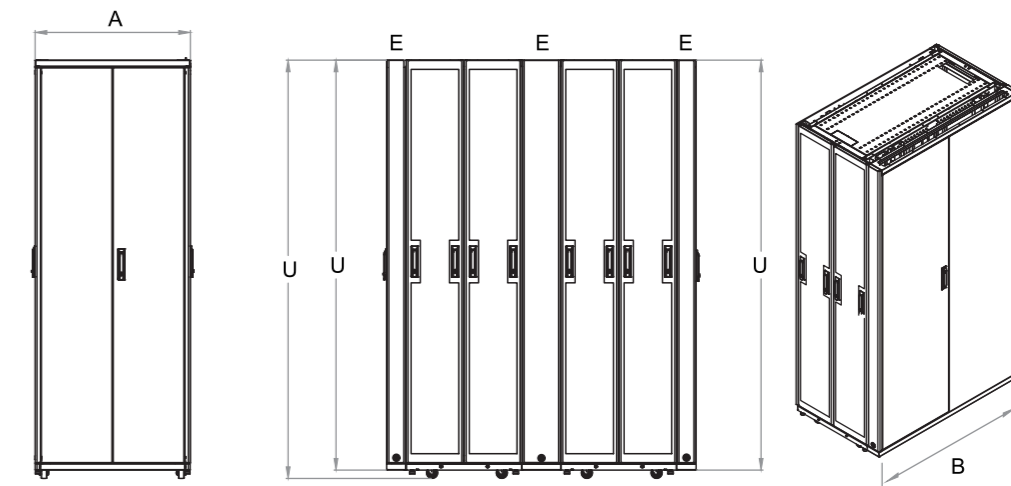
Features & Benefits :


- Double-hinged doors design for flexible operation of patching systems
- Better managed of cables and patch cords in a high density structured cabling system
- Cable Chamber produces spaces for patch cords and in-coming cables
- Cable Chamber allows slack patch cords running in the system
- Cable Chamber is offered in 100mm and 200mm width
- Flexible top plate design maximize the cable entries
- Fingers guide the patch cords running along the cabinet
- Single door and Double doors are available for different purpose
- Doors can be removed easily if necessary
- Doors can be switched between front and rear, left and right
- 85% ventilation rate of perforated doors with hexagonal holes
- Side panels : 1.2mm cold rolled steel Double-hinged Cabinet
- Frame: 1.5mm cold rolled steel

Ordering Information

Description	Part No.
Double-hinged Cabinet included front and rear doors	DHC-A-B-U-FX-RX A = cabinet width (600mm = 600, 800mm = 800) B = depth (800mm = 800, 1200mm = 1200) U = height (42ru = 42, 45ru = 45, or other height) X = door types (S = singled door, K = double door)
Cable Chamber (lock at bottom)	CC-E-B-U E = chamber width (100mm = 100, 200mm = 200) B = depth (800mm = 800, 1200mm = 1200) U = height (42ru = 42, 45ru = 45, or other height)
Side Panel (included left and right)	SP-B-U B = depth (800mm = 800, 1200mm = 1200) U = height (42ru = 42, 45ru = 45, or other height)

Any configuration needed, please contact info@inberg.com






Double-hinged Cabinets and Cable Chamber

Example

Description	Qty in lineup	Part No.
Double-hinged Cabinet 600x800x45RU (included Single-Front & Double-rear Doors)	2	DHC-600-800-45-FS-RK
Cable Chamber 200x800x45RU (lock at bottom)	1	CC-200-800-45
Cable Chamber 100x800x45RU (lock at bottom)	2	CC-100-800-45
Side Panel (included left and right)	2	SP-800-45



InBERG Double-hinged Cabinet



www.inberg.com

info@inberg.com

